

**KHSAA TITLE IX  
ANNUAL REPORT SUBMISSION  
STATUS REPORT  
2010-2011**

KHSAA  
Form T65  
Revised  
3/2011

TO: KHSAA Member School Superintendents, Principals, and Athletic Directors

FROM: Julian Tackett, Commissioner  
Darren Bilberry, Assistant Commissioner

DATE: April 26, 2011

|        |                            |             |                |
|--------|----------------------------|-------------|----------------|
| School | Whitley County High School | Reviewed by | Martha Mullins |
|--------|----------------------------|-------------|----------------|

The following is a status report regarding the required 2010 - 2011 Title IX Annual Report submission of forms due into the KHSAA office by April 15, 2011. Appropriate KHSAA Audit Team personnel have reviewed these forms and the following is a summary of this review.

I. Checklist of Forms properly submitted in a satisfactory manner:

|          |                               |            |  |
|----------|-------------------------------|------------|--|
| <b>X</b> | GE 19 (Annual Verification)   | <b>X</b>   | T-35 (Budget Expenses)                             |
| <b>X</b> | T-1 (Summary Program Chart 1) | <b>X</b>   | T-36 (Budget Expenses)                             |
| <b>X</b> | T-2 (Summary Program Chart 2) | <b>X</b>   | T-41 (Checklist – Overall Interscholastic Program) |
| <b>X</b> | T-3 (Summary Program Chart 3) | <b>X</b>   | T-60 (Corrective Action Plan)                      |
| <b>X</b> | T-4 (Summary Program Chart 4) | <b>N/A</b> | T-63 (Interscholastic Survey Results)              |

II. Status

|    |          |   |
|----|----------|---|
| A. | <b>X</b> | 2010– 2011 Forms are satisfactory and no further information or action is necessary at this time.   |
| B. |          | Errors have been noted with respect to the following forms:   |
| C. |          | The following forms were omitted and must be submitted by school representatives:   |
| D. | <b>X</b> | According to the 2010-2011 data, the school appears to be meeting the standards established in:<br><input type="checkbox"/> Test 1 (Athletic participation is proportionate to enrollment)<br><input checked="" type="checkbox"/> Test 2 (History and continuing practice of program expansion)<br><input checked="" type="checkbox"/> Test 3 (Full and effective accommodation of interests and abilities) |
| E. | <b>X</b> | Other Recommendation and Comments:<br>The KHSAA continues to recommend a meeting of the Gender Equity Review Committee during each of the three seasons: Fall, Winter and Spring.<br>Excellent report!  |

# KHSAA Emailer

select ademail as email\_address,school as email\_name from KHSAA\_Schools,KHSAA.KHSAA\_new\_email\_checked\_schools where KHSAA\_Schools.id=KHSAA.KHSAA\_new\_email\_checked\_schools.id AND KHSAA\_new\_email\_checked\_schools.user="dbilberry@khsaa.org" AND member="T" and (ademail is not null and ademail <> "") order by school

select prinemail as email\_address,school as email\_name from KHSAA\_Schools,KHSAA.KHSAA\_new\_email\_checked\_schools where KHSAA\_Schools.id=KHSAA.KHSAA\_new\_email\_checked\_schools.id AND KHSAA\_new\_email\_checked\_schools.user="dbilberry@khsaa.org" AND member="T" and (prinemail is not null and prinemail <> "") order by school

select superemail as email\_address,school as email\_name from KHSAA\_Schools,KHSAA.KHSAA\_new\_email\_checked\_schools where KHSAA\_Schools.id=KHSAA.KHSAA\_new\_email\_checked\_schools.id AND KHSAA\_new\_email\_checked\_schools.user="dbilberry@khsaa.org" AND member="T" and (superemail is not null and superemail <> "") order by school

- Below is a simulation of how your email will appear.
- You can manually modify the list of addressees in the "To:" box by deleting undesired addressees or adding new ones, one per line.
- You can modify the email subject in the "Subject:" box.
- When you're ready to send your email press the "Send" button. Do not close your browser window while emails are being sent.

|  |   |
|--|---|
| <b>From:</b>   | "Darren Bilberry, KHSAA" <dbilberry@khsaa.org>  |
| <b>To:</b>   | "Whitley County"<mike.campbell@whitley.kyschools.us><br>"Whitley County"<alan.sweet@whitley.kyschools.us><br>"Whitley County"<lonnie.anderson@whitley.kyschools.us><br>martha.mullins@insightbb.com |
| <b>Subject:</b>  | Title IX Annual Report -Status Report   |
| <input type="button" value="Send Email"/>  |   |
| <p>Enclosed please find a copy of Form T-65, the <u>2010-2011 KHSAA Title IX Annual Submission Status Report</u>. In addition, you may find an attachment with corrected copies of the forms submitted by your school personnel.</p> <p>Also, KHSAA Audit Team Members may have requested the resubmission of some of the 2010-2011 Annual Report Forms or need additional information on your athletic programs. Please submit this information by the date requested if this is applicable. Copies of all KHSAA Title IX documents must be kept current and included in your permanent Title IX File at the school. All documents are subject to Open Records Requests.</p> <p>Should you need any further information, please do not hesitate to contact the appropriate Title IX Auditor listed on the T-65 form or Darren Bilberry at anytime. Thank You.</p> <p>Darren Bilberry<br/>Assistant Commissioner<br/>Kentucky High School Athletic Association<br/>Telephone- 859-299-5472<br/>Fax: 859-293-5999<br/>E-Mail: dbilberry@khsaa.org</p> |   |

- **attachment; filename="Whitley Co. H.S. doc.doc"**

Copyright © 2001-2011 Kentucky High School Athletic Association (KHSAA), all rights reserved  
This page is for the exclusive use of the KHSAA. Other use is strictly prohibited. Usage is monitored

**To: "Darren Bilberry, KHSAA" <dbilberry@khsaa.org>**  
**Subject: Copy: Title IX Annual Report -Status Report**  
**From: "Darren Bilberry, KHSAA" <dbilberry@khsaa.org>**  
**Date: Thu, 28 Apr 2011 09:47:10 -0400 (EDT)**

**Attachment: Whitley Co. H.S. doc.doc**

Enclosed please find a copy of Form T-65, the 2010-2011 KHSAA Title IX Annual Submission Status Report. In addition, you may find an attachment with corrected copies of the forms submitted by your school personnel.

Also, KHSAA Audit Team Members may have requested the resubmission of some of the 2010-2011 Annual Report Forms or need additional information on your athletic programs. Please submit this information by the date requested if this is applicable. Copies of all KHSAA Title IX documents must be kept current and included in your permanent Title IX File at the school. All documents are subject to Open Records Requests.

Should you need any further information, please do not hesitate to contact the appropriate Title IX Auditor listed on the T-65 form or Darren Bilberry at anytime. Thank You.

Darren Bilberry  
Assistant Commissioner  
Kentucky High School Athletic Association  
Telephone- 859-299-5472  
Fax: 859-293-5999  
E-Mail: dbilberry@khsaa.org



APR 15 2011

KHSAA Form GE 19  
Rev. 10/10

## KENTUCKY HIGH SCHOOL ATHLETIC ASSOCIATION 2010-2011 ANNUAL VERIFICATION OF TITLE IX PROCEDURES

(To be submitted by April 15, 2011 along with other required forms)

The Whitley County High School, Williamsburg, Kentucky certifies to the Kentucky High School Athletic Association that the following is an accurate and true representation of the facts surrounding compliance with 20 U.S.C. Sections 1681-1688, et. Seq. (also known as Title IX). I certify the following provisions in accordance with records at the schools contained in the permanent Title IX file, at least one copy of which must be maintained in the Principal's office, and to the best of my knowledge have completed the following tasks:

I. Established a gender equity committee at the high school. (List committee personnel and provide attachment if necessary).

| Name           | Address                                      | Phone    | Title                     |
|----------------|--|----------|---------------------------|
| Scott Paul     | 300 Main Street, Williamsburg, KY            | 549-7000 | Superintendent            |
| Tim Crawford   | 317 N. Main Street, Corbin, KY               | 523-1950 | School Board Attorney     |
| Delmar Mahan   | 1875 Frankfort School Rd. Corbin, KY         | 525-2454 | School Board Chairman     |
| Alan Ysidro    | 46 Joan Street, Williamsburg, KY             | 549-4048 | WCHS Title IX Coordinator |
| Alan Sweet     | 350 Bly. Of Champions, Williamsburg, KY      | 549-7025 | WCHS Principal            |
| Mike Campbell  | 116 N. 4 <sup>th</sup> St., Williamsburg, KY | 549-7001 | Athletic Director         |
| Larry Anderson | 233 Bay View Lane, Williamsburg, KY          | 549-1972 | Girl's Basketball Coach   |
| Chris Baker    | 200 Jasmine Circle, Corbin, KY               | 233-0802 | Boy's Basketball Coach    |
| James Black    | 37 Croley Bend Estate, Williamsburg, KY      | 549-1109 | Football Coach            |
| Barbara Storms | 9169 Hwy. 26, Rockholds, KY                  | 523-1981 | Girl's Softball Coach     |
| Chuck Davis    | 1312 Red Bird Rd., Williamsburg, KY          | 549-3509 | Track                     |
| Gerald Mullins | 961 Prewitt Bend, Williamsburg, KY           | 549-2535 | Girl's Golf               |
| Brian Jarboe   | 365 Runway Drive, Williamsburg, KY           | 549-9083 | Student                   |
| Ashley Lennon  | 635 Scuffletown Rd., Corbin, KY              | 528-1648 | Student                   |
| Gina Paul      | 104 Wells Lane, Corbin, KY                   | 523-4034 | Cross County Coach        |
| Holly Jacobs   | P. O. Box 1193, Williamsburg, KY             | 528-1838 | Girl's Soccer Coach       |
| Debra Hodge    | 763 New Zion Ch. Rd., Williamsburg, KY       | 549-3781 | Title IX Coordinator      |

II. Scheduled a minimum of three during the 2010-2011 school year on the following dates:

10/27/2010

3/30/2011

4/12/2011

III. Designated the following person(s) as the Title IX coordinator for the school:

| Name        | Address                       | Phone        | Title           |
|-------------|-------------------------------|--------------|-----------------|
| Alan Ysidro | 46 Joan St., Williamsburg, KY | 606-549-7025 | Asst. Principal |

IV. Designated the following person(s) as the Title IX coordinator for the district:

| Name        | Address                                | Phone        | Title                |
|-------------|--|--------------|----------------------|
| Debra Hodge | 763 New Zion Ch. Rd., Williamsburg, KY | 606-549-6359 | Title IX Coordinator |



**KENTUCKY HIGH SCHOOL ATHLETIC ASSOCIATION  
2010-2011 ANNUAL VERIFICATION OF TITLE IX PROCEDURES**

(To be submitted by April 15, 2011 along with other required forms)

School personnel are continuing to make periodic reviews of the boys' and girls' athletics program reflected in the  
In addition to the above information, the above referenced school maintains a complete permanent file relative to Title IX

*Alan Sweet*

**Principal's Signature**

*4-13-11*

**Date**

*Scott L. Kal*

**Superintendent's Signature**

*4-13-11*

**Date**

*(Send original copy to KHSAA- Maintain duplicate in Title IX school Folder)*



**2010-2011  
ACCOMMODATION OF INTERESTS AND ABILITIES  
SUMMARY PROGRAM CHART T-1**

KHSAA  
Form T1  
F-Forms T1  
Rev. 10/08

**Participation Opportunities Test One**

|   |               | (Column 1)  | (Column 2)                     | (Column 3)   | (Column 4)                        |
|---|---------------|-------------|--------------------------------|--|-----------------------------------|
|   | Program       | Enrollment  | Percentage of Total Enrollment | Number of Interscholastic Participants (double and triple count) | Percentage of Total Participation |
| Row 1   | GIRLS         | 636         | 52.30%                         | 192  | 44%                               |
| Row 2   | BOYS          | 580         | 47.70%                         | 249  | 56%                               |
| Row 3   | <b>Totals</b> | <b>1216</b> | <b>100%</b>                    | <b>441</b>   | <b>100%</b>                       |
| *Number of 8 <sup>th</sup> grade students & below used in Column 3 and Column 4 calculations: |               |             |                                |  | <b>17</b>                         |

- Determine the total number of girls enrolled, (place in Row 1, Column 1). Determine the total number of boys enrolled, (place in Row 2, Column 1).
- Add the total number of girls and boys enrolled to determine total enrollment, (place in Row 3, Column 1).
- Calculate the percentage of total enrollment that is female. (Divide Row 1, Column 1 by Row 3, Column 1 and place in Row 1, Column 2.) Calculate the percentage of total enrollment that is male. (Divide Row 2, Column 1 by Row 3, Column 1 and place in Row 2, Column 2.) Note: Row 1, Column 2 plus Row 2, Column 2 should total 100%.
- Ask coaches to confirm the names of those individuals who are on the team as of the first **date of regular season competition**, and cross out the names of those who were cut from the team or quit the team prior to the first regular season competitive event. Determine the total number of interscholastic athletics participants that are girls, (and place in Row 1, Column 3). In order to determine the total number of athletics participants, an individual should be counted each time he or she participates on a team. For example, if Jane Doe competes on the varsity volleyball team, the junior varsity volleyball team, the junior varsity basketball team, and the varsity softball team, she should be counted as four participants (**do not include club or intramural sports participants, cheerleaders, dance teams, or pom squads**). Calculate the same way for boys and girls. \* In addition, should 8<sup>th</sup> grade students and below play on a Freshman, Junior Varsity, or Varsity team, they should also be counted for each team and sport on which they participate. If applicable, please asterisk in the above notation as to how many 8<sup>th</sup> grade students & below are included in the totals. Using the same procedure, determine the total number of interscholastic athletic participants that are boys, (and place in Row 2, Column 3). Add Row 1, Column 3 plus Row 2, Column 3 to get total participants and place in Row 3, Column 3.
- Calculate the percentage of female participation. (Row 1, Column 3 divided by Row 3, Column 3 and place in Row 1, Column 4.) Calculate the percentage of male participation. (Row 2, Column 3 divided by Row 3, Column 3 and place in Row 2, Column 4.) Note: Row 1, Column 4 plus Row 2, Column 4 should total 100%.

Note: While being within three percent is not a formal compliance standard; if the percent listed in Row 1, Column 4 is within 3% of Row 1, Column 2, then it provides a good target within which compliance is likely.

Principal's Signature: Alan Sweet Date: 4-13-11  
 Copyright 1999, Good Sports, Inc., Title IX and Gender Equity Specialists. All rights reserved.

**2010-2011  
ACCOMMODATION OF INTERESTS AND ABILITIES  
SUMMARY PROGRAM CHART T-2**

Participation Opportunities Test Two

|         |       |          | Column 1                          | Column 2               | Column 3   | Column 4  | Column 5  |
|---------|-------|----------|-----------------------------------|------------------------|--|---|---|
| Program |       |          | Number of Teams Currently Offered | Number of Participants | Number of Teams Added Since the beginning of the 2004-2005 School Year | Number of participants for the 2008-09 school year who are playing on teams added since the 2004-05 school year | Percent of Total Participation By Sex Added Since the Beginning of the 2004-2005 School Year. |
| GIRLS   | Row 1 | varsity: | 8                                 | 116                    | 3  | 41  |   |
|         | Row 2 | j.v.:    | 5                                 | 65                     | 2  | 23  |   |
|         | Row 3 | fresh:   | 2                                 | 11                     | 0  | 0   |   |
|         | Row 4 | total:   | 15                                | 192                    | 5  | 64  | 33.33%  |
| BOYS    | Row 5 | varsity: | 8                                 | 148                    | 1  | 18  |   |
|         | Row 6 | j.v.:    | 5                                 | 73                     | 1  | 11  |   |
|         | Row 7 | fresh:   | 2                                 | 28                     | 0  | 0   |   |
|         | Row 8 | total:   | 15                                | 249                    | 2  | 29  | 11.65%  |

- 1) For Column 1, list the number of interscholastic teams offered for girls and boys at each competitive level (varsity, junior varsity, and freshman). For girls, total each of the entries in Rows 1, 2, and 3 into Row 4. For boys, total Rows 5, 6, and 7 into Row 8.
- 2) For Column 2, list the number of participants at each level. For girls, total each of the entries in Rows 1, 2, and 3 into Row 4. For boys, total Rows 5, 6, and 7 into Row 8. **Note:** The totals in Row 4 for girls and in Row 8 for boys must be the same as the totals in Form T-1, Column 3, Rows 1 and 2 respectively.
- 3) For Column 3, list the number of interscholastic teams that have been added in the last five years at each competitive level. Count each team added during the 5 year period only one time. e.g. Girl's junior varsity soccer was added 3 years ago, count the team only once, not 3 times. For girls, total the entries in Rows 1, 2, and 3 into Row 4. For boys, total Rows 5, 6, and 7 into Row 8.
- 4) For Column 4, list the number of participants that are **currently** on each level of the teams that were added in the last five years. If a team was added previously but no longer exists, there are no current participants to be added for that team. For girls, total the entries in Rows 1, 2, and 3 into Row 4. For boys, total Rows 5, 6, and 7 into Row 8.
- 5) For Column 5, calculate the percentage of participants that have been added in the last five years. For girls, take the number in Column 4, Row 4 and divide by the number in Column 2, Row 4. For boys, take the number in Column 4, Row 8 and divide it by the number in Column 2, Row 8.

Note: If the percentage of current participants added in the last five years is 25% or greater, compliance with Test Two may be possible. If less than 25%, then compliance with Test Three should be analyzed.

**CAUTION:** 25% is not a formal compliance standard.

Principal's Signature: Alan Sweet Date: 4-13-11

**2010-2011  
ACCOMMODATION OF INTERESTS AND ABILITIES  
SUMMARY PROGRAM CHART T-3**

**Participation Opportunities Test Three**

For any question answered "YES" identify the respective sport(s).

|  | GIRLS<br>(Yes / No) |  | BOYS<br>(Yes / No) |
|--|---------------------|--|--------------------|
| <b>1. For a sport <u>not</u> currently offered in your interscholastic athletics program, is there sufficient interest to form a viable interscholastic team based on participation on an <u>intramural team</u></b>                                     | No                  |  | No                 |
| <b>2 For a sport <u>not</u> currently offered, is there sufficient interest, based on the responses to your most recent Student Interest Survey, to form a viable <u>interscholastic team</u> for a sport not currently offered. If yes, what sport?</b> | Yes                 |  | Yes                |
| <b>3. For a sport currently offered at the junior varsity or freshman level is there sufficient interest, based on your most recent Student Interest Survey, to form a <u>varsity team</u> not currently offered?</b>                                    | No                  |  | No                 |
| <b>4. For a sport currently offered at the varsity level only, is there sufficient interest, based on your most recent Student Interest Survey, to form a viable team for a <u>junior varsity or freshman team</u> that is not currently offered?</b>    | No                  |  | No                 |
| <b>5. If you answered YES to question (1), (2), (3), or (4), are there enough high schools in the geographic area offering the sport (at the appropriate level) to allow for the development of a reasonable schedule of competition?</b>                | No                  |  | No                 |

Plans to Address Interest: Swimming was an interest for both male and female students. However, at this time there aren't enough area districts that offer swimming to allow a reasonable schedule. Also, our district has recently added Boy's and Girl's Soccer and Boy's and Girl's Cross Country to address student interest on the surveys.

Principal's Signature : Alan Sweet Date: 4-13-11





**2010-2011  
ACCOMMODATION OF INTERESTS AND ABILITIES  
SUMMARY PROGRAM CHART T-4**

KHSAA  
Form T4  
F-Forms  
Rev. 12/08

Levels of Competition Test One

|              |                    | Column 1                                 | Column 2                      | Column 3  |
|--------------|--------------------|--|-------------------------------|---|
| <b>Girls</b> | <b>Team Levels</b> | <b>Number of Teams Currently Offered</b> | <b>Number of Participants</b> | <b>Percentage of Participants at Each Level</b> |
| Row 1        | varsity:           | 8  | 116                           | 60.42%  |
| Row 2        | j.v.:              | 5  | 65                            | 33.85%  |
| Row 3        | frosh:             | 2  | 11                            | 5.73%   |
| Row 4        | total:             | 14                                       | 192                           | 100%  |
| <b>Boys</b>  |                    |  |                               |   |
| Row 5        | varsity:           | 8  | 148                           | 59.44%  |
| Row 6        | j.v.:              | 5  | 73                            | 29.32%  |
| Row 7        | frosh:             | 2  | 28                            | 11.24%  |
| Row 8        | total:             | 15                                       | 249                           | 100%  |

- 1) Column 1, list the number of interscholastic teams offered for girls and boys at each competitive level; varsity, junior varsity, and freshman. (Refer to Form T-2, Accommodation of Interests and Abilities, Summary Program Chart 2, Column 1.)
- 2) For Column 2, list the number of participants at each level. For girls, total the entries in Rows 1, 2, and 3 into Row 4. For boys, total the entries in Rows 5, 6, and 7 into Row 8. (Refer to Form T-2, Accommodation of Interests and Abilities, Summary Program Chart 2, Column 2.)
- 3) For Column 3, calculate the percentage of female and male participants at each level.  
 For girls' varsity, junior varsity, and frosh, respectively:
  - Divide Column 2, Row 1 by Column 2, Row 4, and place the percentage in Column 3, Row 1
  - Divide Column 2, Row 2 by Column 2, Row 4, and place the percentage in Column 3, Row 2.
  - Divide Column 2, Row 3 by Column 2, Row 4, and place the percentage in Column 3, Row 3.
  -
 For boys' varsity, junior varsity, and frosh, respectively:
  - Divide Column 2, Row 5 by Column 2, Row 8, and place the percentage in Column 3, Row 5.
  - Divide Column 2, Row 6 by Column 2, Row 8, and place the percentage in Column 3, Row 6.
  - Divide Column 2, Row 7 by Column 2, Row 8, and place the percentage in Column 3, Row 7.

Principal's Signature: Alan Sweet Date: 4-13-11

**2010-2011  
ACTUAL EXPENDITURES-PROGRAM COMPARISON CHART 1  
TO INCLUDE BOOSTER CLUB FUNDING**

|                 | equipment and supplies |         | travel       |         | awards       |         | coaches' salaries (to include supplemental and extended employment; dollar amount required) |         | facilities improvements |         | publications (if sport-specific) |         |
|-----------------|------------------------|---------|--------------|---------|--------------|---------|---|---------|-------------------------|---------|----------------------------------|---------|
|                 | Expenditures           |         | Expenditures |         | Expenditures |         | Expenditures  |         | Expenditures            |         | Expenditures                     |         |
|                 | School                 | Booster | School       | Booster | School       | Booster | School  | Booster | School                  | Booster | School                           | Booster |
| G basketball    | 3607                   | 5073    | 13394        | 3000    | 362          | 855     | 19576   | 5 / 3   | 5820                    | 200     | 75                               | 400     |
| B basketball    | 5466                   | 5200    | 9284         | 9027    | 89           | 2432    | 19026   | 4 / 3   | 5820                    | 0       | 25                               | 0       |
| G softball      | 1410                   | 19827   | 4370         | 25494   | 117          | 7582    | 9675  | 3 / 2   | 1948                    | 124     | 0                                | 216     |
| B Baseball      | 3279                   | 15261   | 4920         | 22990   | 118          | 3668    | 12356   | 4 / 2   | 1039                    | 0       | 0                                | 0       |
| G cross country |                        |         |              |         |              |         |   |         |                         |         |                                  |         |
| B cross country |                        |         |              |         |              |         |   |         |                         |         |                                  |         |
| G golf          | 4835                   | 1900    | 4125         | 750     | 287          | 3500    | 6676  | 2 / 1   | 0                       | 0       | 0                                | 0       |
| B golf          | 4469                   | 500     | 1967         | 900     | 0            | 575     | 7035  | 2 / 1   | 0                       | 0       | 0                                | 0       |
| G soccer        | 6730                   | 354     | 1482         | 370     | 0            | 376     | 6925  | 2 / 2   | 139615                  | 0       | 0                                | 0       |
| B soccer        | 6730                   | 160     | 1482         | 734     | 0            | 376     | 7175  | 2 / 2   | 139615                  | 0       | 0                                | 0       |
| G swimming      |                        |         |              |         |              |         |   |         |                         |         |                                  |         |
| B swimming      |                        |         |              |         |              |         |   |         |                         |         |                                  |         |

1. Total expenditures on T-35 and T-36 on the 2010-2011 year report due by April 15, 2011, should reflect the total monies spent (rounded off to nearest dollar) for the entire school year of 20092010 ending June 30, 2010.

2. Booster Club Funding/Contributions must be included in the above expenditures total. (Note: It is illegal for coaches to be paid by Booster Clubs - Reference KHSAA Bylaw 27)

Principal's Signature: *Alan Luvet* Date: 4-13-11

**2008-2009  
ACTUAL EXPENDITURES-PROGRAM COMPARISON CHART 2  
TO INCLUDE BOOSTER CLUB FUNDING**

|                | equipment and supplies |         | travel       |         | awards       |         | coaches' salaries (to include supplemental and extended employment; dollar amount required) |         | facilities improvements |         | publications (if sport-specific) |         |
|----------------|------------------------|---------|--------------|---------|--------------|---------|---|---------|-------------------------|---------|----------------------------------|---------|
|                | Expenditures           |         | Expenditures |         | Expenditures |         | Expenditures  |         | Expenditures            |         | Expenditures                     |         |
|                | School                 | Booster | School       | Booster | School       | Booster | School  | Booster | School                  | Booster | School                           | Booster |
| G track        | 469                    | 2176    | 578          | 238     | 0            | 2031    | 6337  | 2.5 / 1 | 0                       | 0       | 0                                | 0       |
| B track        | 469                    | 2176    | 578          | 238     | 0            | 31      | 6337  | 2.5 / 1 | 0                       | 0       | 0                                | 0       |
| G tennis       | 2211                   | 0       | 847          | 0       | 0            | 2075    | 5925  | 2 / 1   | 1923                    | 0       | 0                                | 0       |
| B tennis       | 2262                   | 0       | 847          | 0       | 0            | 75      | 5925  | 2 / 1   | 1923                    | 0       | 0                                | 0       |
| G volleyball   | 938                    | 2809    | 3210         | 1381    | 0            | 219     | 11100   | 3 / 3   | 0                       | 0       | 0                                | 0       |
| B wrestling    | 1108                   | 3145    | 6866         | 967     | 0            | 223     | 6700  | 2 / 2   | 4000                    | 0       | 0                                | 0       |
| G (list sport) |                        |         |              |         |              |         |   |         |                         |         |                                  |         |
| B football     | 19929                  | 0.00    | 6731         | 0       | 284          | 2000.00 | 35948   | 7 / 3   | 3699                    | 0       | 100                              | 400     |
| G (list sport) |                        |         |              |         |              |         |   |         |                         |         |                                  |         |
| B (list sport) |                        |         |              |         |              |         |   |         |                         |         |                                  |         |

1. Total expenditures on T-35 and T-36 on the 2008-2009 year report due by April 15, 2009, should reflect the total monies spent (rounded off to the nearest dollar) for the entire school year of 2007-2008 ending June 30, 2008.

2. Booster Club Funding/Contributions must be included in the above expenditures totals.

Indicate percentage of total expenditures for each gender: (If disparities are obvious, list on your Corrective Action Plan (T-60) what action you will take to correct the problem).

*Handwritten:* 5/10/08  
62,162.5  
82,180

| # | Gender | Expenditures | Percentage |
|---|--------|--------------|------------|
|   | Boys   | \$ 404669    | 53.94%     |
|   | Girls  | \$ 345516    | 46.06%     |
|   | Total: | \$ 750185    | 100.00%    |

Principal's Signature: *[Signature]* Date: 7-13-11



## 2010-2011 KHSAA TITLE IX ATHLETICS AUDIT (Form T-41)

### Checklist - Overall Interscholastic Athletics Program

**Directions:**

For the Areas of Compliance (opportunities and benefits) listed on the left hand side of the page, place a checkmark under the appropriate column identifying whether your school provided an advantage to the Girl's Program, or to the Boy's Program or to Neither Program. A review of T-35 and T-36 spending patterns might be helpful in completing this form.

| Areas of Compliance:                              | ADVANTAGE TO:  |              |                 |
|---|----------------|--------------|-----------------|
|   | GIRLS' PROGRAM | BOYS PROGRAM | NEITHER PROGRAM |
| <b>OPPORTUNITIES</b>                              |                |              |                 |
| Accommodation of Interest and Abilities           |                |              | X               |
| <b>BENEFITS</b>                                   |                |              |                 |
| Equipment and Supplies                            |                | X            |                 |
| Scheduling and Games and Practice Time            |                |              | X               |
| Travel and Per Diem Allowances                    |                |              | X               |
| Coaching  |                | X            |                 |
| Locker Rooms, Practice and Competitive Facilities |                |              | X               |
| Medical and Training Facilities and Services      |                |              | X               |
| Publicity   |                |              | X               |
| Support Services                                  |                |              | X               |
| Housing and Dining                                |                |              | X               |
| Tutoring  |                |              | X               |
| Athletic Scholarships                             | X              |              |                 |

**If an advantage/inequity is indicated, corrective action should be shown on the Corrective Action Plan, Form T-60.**

Principal's Signature: Ala Sweet

Date: 4-13-11





**2010-2011 TITLE IX  
CORRECTIVE ACTION PLAN  
(FORM T-60)**

SCHOOL NAME: Whitley County

**DIRECTIONS:**

- 1** For Column 1, indicate the intended area (Opportunities or Benefits) which needs corrective action in order to achieve gender equity. For Column 2, write the suggested change or activities that will correct the area in need of alteration. For Column 3, include the estimated completion date for the changes or activities.
- 2** It is possible to attain compliance with Title IX and no longer need "corrective" action. However, the KHSAA strongly encourages compliant schools to identify items for improvement (Column 1), activities to accomplish the improvement (Column 2) and a timetable for completion (Column 3) that will strengthen the athletic program.
- 3** You may copy this form as needed. Please attach corrective action plans along with audit forms and submit by April 15, 2011.

| <b>COLUMN 2<br/>PLAN FOR SUGGESTED CHANGE</b>                    |  | <b>COLUMN 3<br/>START DATE AND<br/>COMPLETION DATE OF</b> |
|--|--|---|
| <b>COLUMN 1<br/>SPECIFIC ITEM FOR<br/>CORRECTION/IMPROVEMENT</b> |  |   |
| Equipment and Supplies   | While more money was spent on male athletes when you average the amount spent per athlete the difference is not significant. Spending per female athlete was \$272 and spending per male athlete was \$281. The Title IX Committee agrees there is not a significant difference. The Athletic Director will continue to monitor the spending of the Board of Education, Whitley County High School and Booster Clubs on a monthly basis to insure equity is continued.   | Start Date: April 15, 2011<br>End Date: On-Going          |
| Coaching   | When analyzing the data per athlete female spending was \$345 compared to \$403 per male athlete. Football requires more coaches and this would make the difference. Therefore, the Title IX Committee agrees that spending equity for coaches is not an area of concern. However, it will be monitored at the board level to ensure equity continues.   | Start Date: April 15, 2011<br>End Date: On-Going          |
| Athletic Scholarships  | According to coaches all students that applied for athletic scholarships were granted the scholarship. There were 9 girls that received scholarships and 4 boys. When you average per athlete females received an average of \$1625 per student while males received \$1250 per student. The Athletic Director will continue to monitor the awards given to Whitley County School District Athletics. Our Whitley County Athletic Handbook now includes the policies and procedures for distributing awards and will continue to use these policies to maintain equity. Last year's report indicated more males received scholarships than females due to a large number of scholarships going to male football players. | Start Date: April 15, 2011<br>End Date: On-Going          |

|   |   |  |     |
|---|---|--|-----|
| Female Participation  | During the 2010-11 school year there should be enough female students interested in Soccer to continue increasing our female participation. Also, the cross country coach will be utilizing our Whitley District Ed New Letter and Bulletins at the high school and middle school to encourage participation as well as keeping students informed as to tryout and practice dates.  | Start Date: April 15, 2011<br>Date: On-Going | End |
| Test 1 (Athletic participation is proportionate to enrollment)        | Adding Cross Country will reflect a growth in female participation for the next years report. Also, it is expected that the female participation in Soccer will continue to rise. Adding these two sports for females should narrow the gap between female and male participation. Also, eighth grade students are continuing to be encouraged to participate in these sports. Included is the chart "Gender Participant Growth" that compares the growth that has taken place over the past four years.  | Start Date: April 15, 2011<br>Date: On-Going | End |
| Test 2 (History and continuing of practice of program expansion)      | Our Soccer facility is now completed and Boys and Girls Freshman, Junior Varsity and Varsity Soccer are offered. Also, during the 2010-2011 school year Boys and Girls Cross Country was added to our athletic programs.  | Start Date: April 15, 2011<br>Date: On-Going | End |
| Test 3 (Full and effective accommodations of interests and abilities) | Whitley County School District continues to offer the recently added sport of Soccer to both male and female students. Cross County was added during the last school year. On the most recent Student Survey it was noted that swimming was a sport of interest to several students. While it is high on the list of interest for both male and female students it is not feasible due to costs and the number of surrounding schools that could offer competition. On this year's report over \$279,000.00 was spent on facility improvement for our soccer facilities. It may be in the future if area schools and money would allow that the school district would consider the possibility of a <del>Swimming</del> <i>Swimming</i> . | Start Date: April 15, 2011<br>Date: On-Going | End |
| Form T - 41 (Overall Interscholastic Athletics Program)               | Attached are three pages of "Comparing Categorical Expenditures" Two pages are graphs showing the equity of the six subcategories. One page shows the actual amounts spent per subcategory. When analyzing the data the Title IX Committee concluded the following: More money was spent on publications for Girls Track and Girls Tennis than Boys Track and Tennis. This is an area that will be monitored more closely next school year by Athletic Director and Title IX Coordinator.   | Start Date: April 15, 2011<br>Date: On-Going | End |

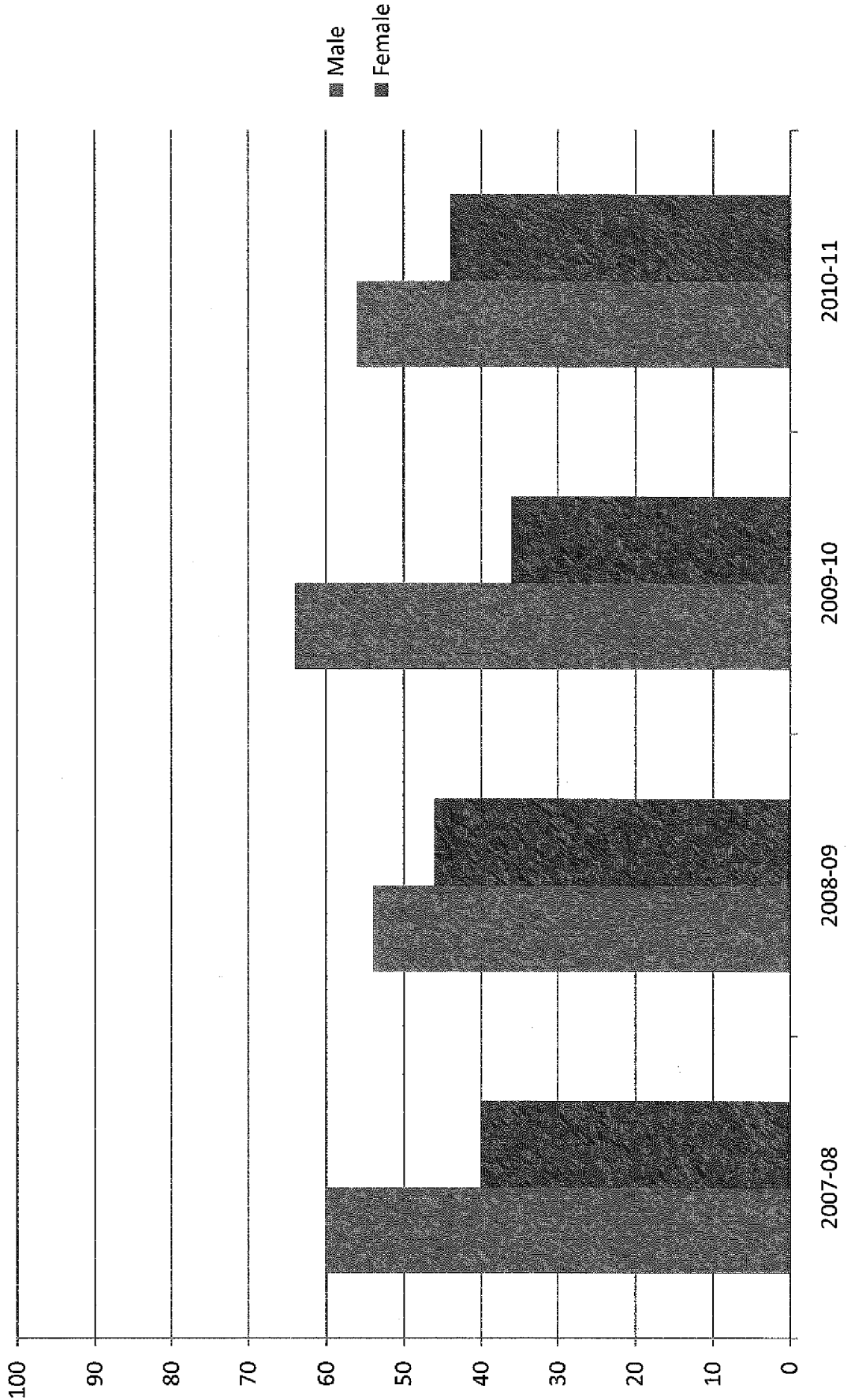
*Alan Sweet*

Principal's Signature:

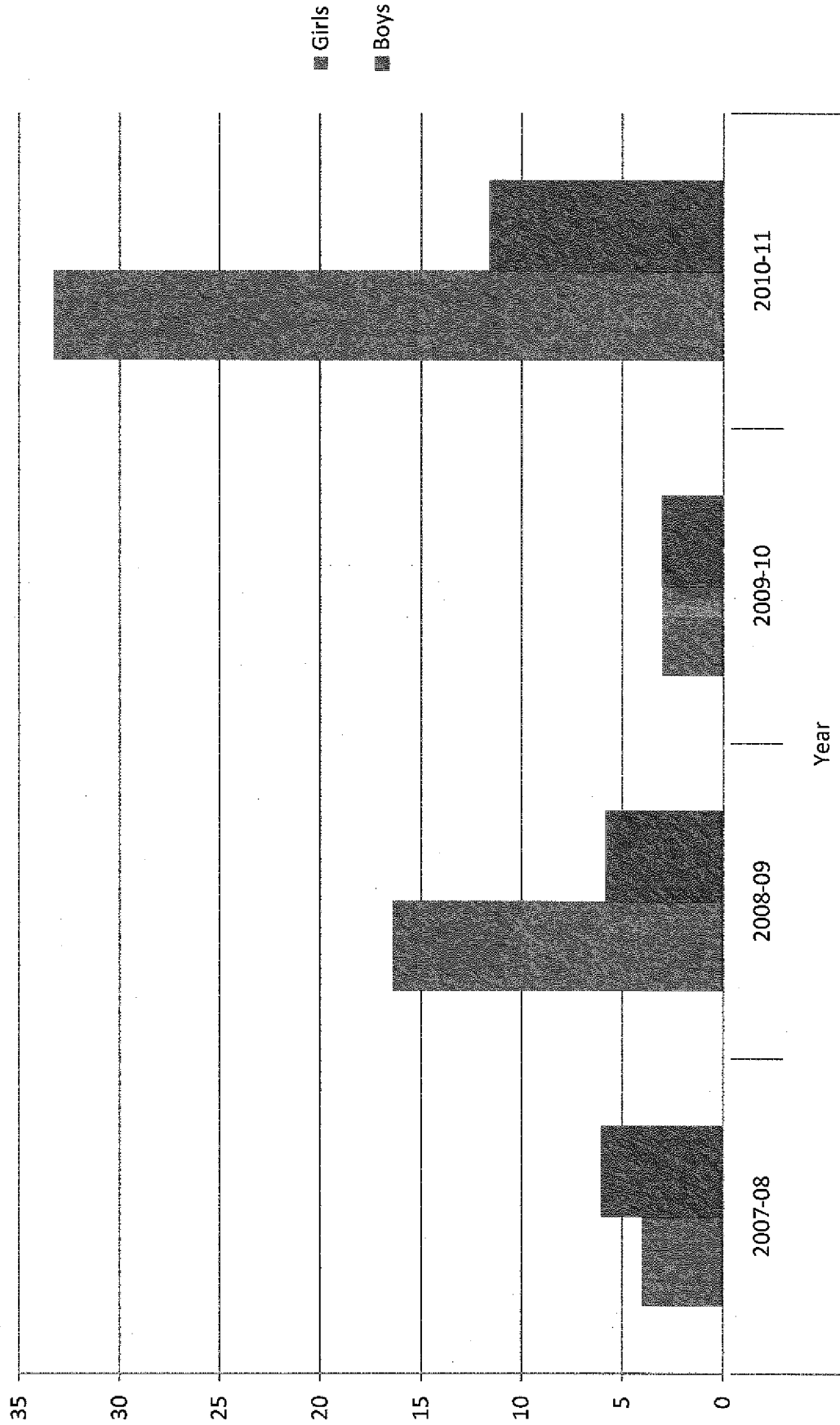
Date:

*4-13-11*

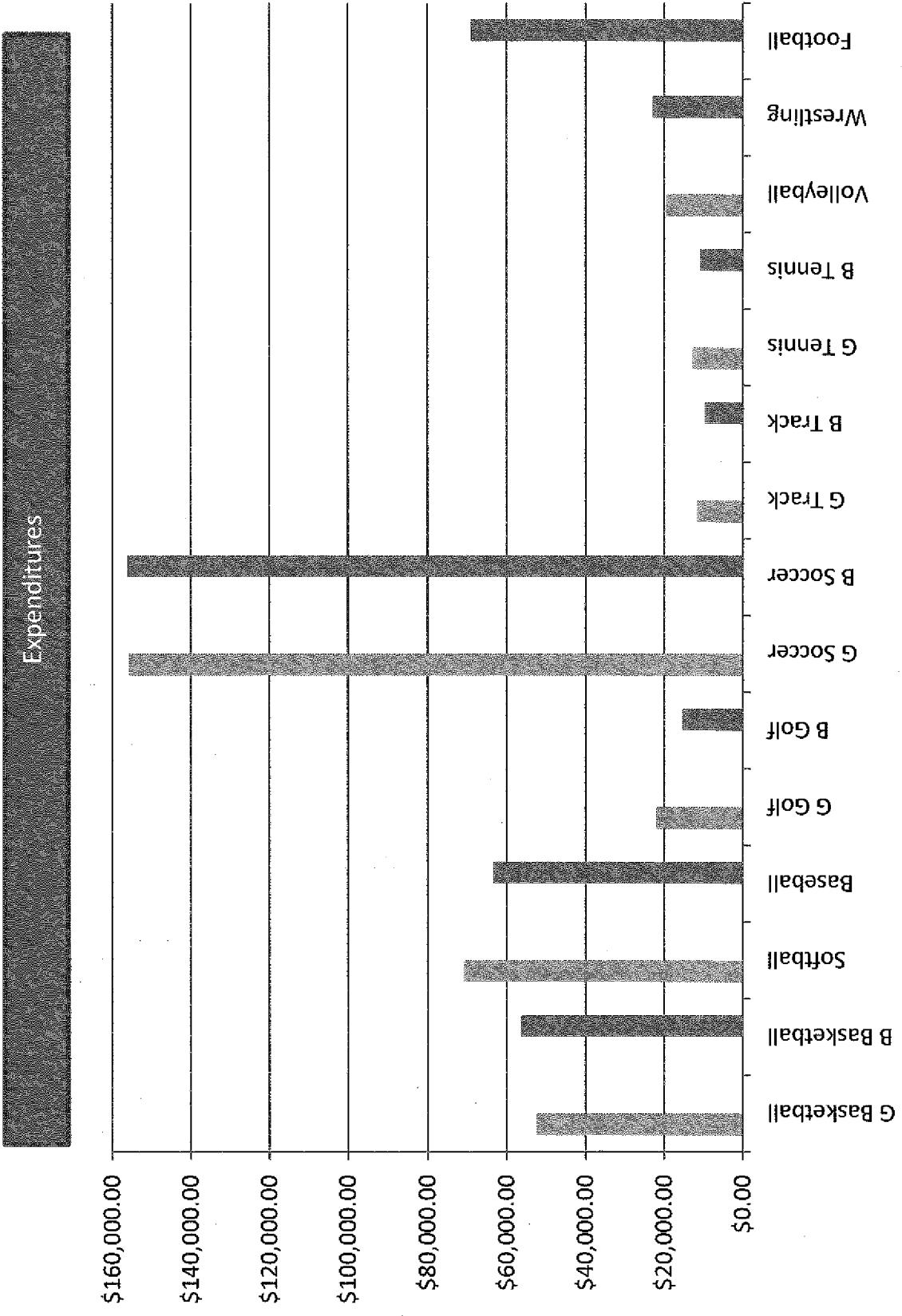
# Gender Participant Growth



Percent of Total Participation By Sex Added Since 2007-08








Expenditures

## Comparing Categorical Expenditures

| Sport        | Equipment/Supplies | Travel | Awards | Coaches Salaries | Facility Improvement | Publications |
|--------------|--------------------|--------|--------|------------------|----------------------|--------------|
| G basketball | 8680               | 16394  | 1217   | 19576            | 6020                 | 475          |
| B basketball | 10666              | 18311  | 2521   | 19026            | 5820                 | 25           |
| G softball   | 21237              | 29864  | 7699   | 9675             | 2072                 | 216          |
| Baseball     | 18540              | 27910  | 3786   | 12356            | 1039                 | 0            |
| G golf       | 6735               | 4875   | 3787   | 6675             | 0                    | 0            |
| B golf       | 4969               | 2867   | 575    | 7035             | 0                    | 0            |
| G soccer     | 7084               | 1852   | 376    | 6925             | 139615               | 0            |
| B soccer     | 6890               | 2216   | 376    | 7175             | 139615               | 0            |
| G track      | 2644               | 816    | 2031   | 6337             | 0                    | 0            |
| B track      | 2645               | 816    | 31     | 6337             | 0                    | 0            |
| G tennis     | 2211               | 847    | 2075   | 5925             | 1923                 | 0            |
| B tennis     | 2262               | 847    | 75     | 5925             | 1923                 | 0            |
| G volleyball | 3747               | 4591   | 219    | 11100            | 0                    | 0            |
| B wrestling  | 4253               | 7823   | 223    | 6700             | 4000                 | 0            |
| B football   | 19929              | 6731   | 2284   | 35948            | 3699                 | 500          |

# Comparing Categorical Expenditures



# Comparing Categorical Expenditures

